

Scaled data based on original data using  
LM-79-08 Approved Method: Electrical and Photometric Measurements of Solid-  
State Lighting Products

Test Report Prepared for  
Cooper Lighting Solutions  
(formerly Eaton)

Brand: McGRAW-EDISON

Report Number: P226857

Luminaire Tested: **IST-AF-1000-LED-E1-SL2-7030**

Issue Date: 3/3/2020

**Test Information**

Test Method: LM-79-08  
Report Number: P226857  
TEST IS SCALED FROM IESNA LM-79-08 TEST DATA (P35945)  
Test Lab: INNOVATION CENTER-P3  
Issue Date: 3/3/2020  
Manufacturer: COOPER LIGHTING SOLUTIONS (FORMERLY EATON)  
Product Line: MCGRAW-EDISON  
Catalog Number: IST-AF-1000-LED-E1-SL2-7030  
Description: IMPACT ELITE LED TRAPEZOID LUMINAIRE  
LIGHT SQUARE WITH ACCULED OPTICS-TYPE II W/SPILL CONTROL  
Light Source: (16) 3000K CCT, 70 CRI LEDs  
Ballast/Driver: ELECTRONIC DRIVER

**Summary**

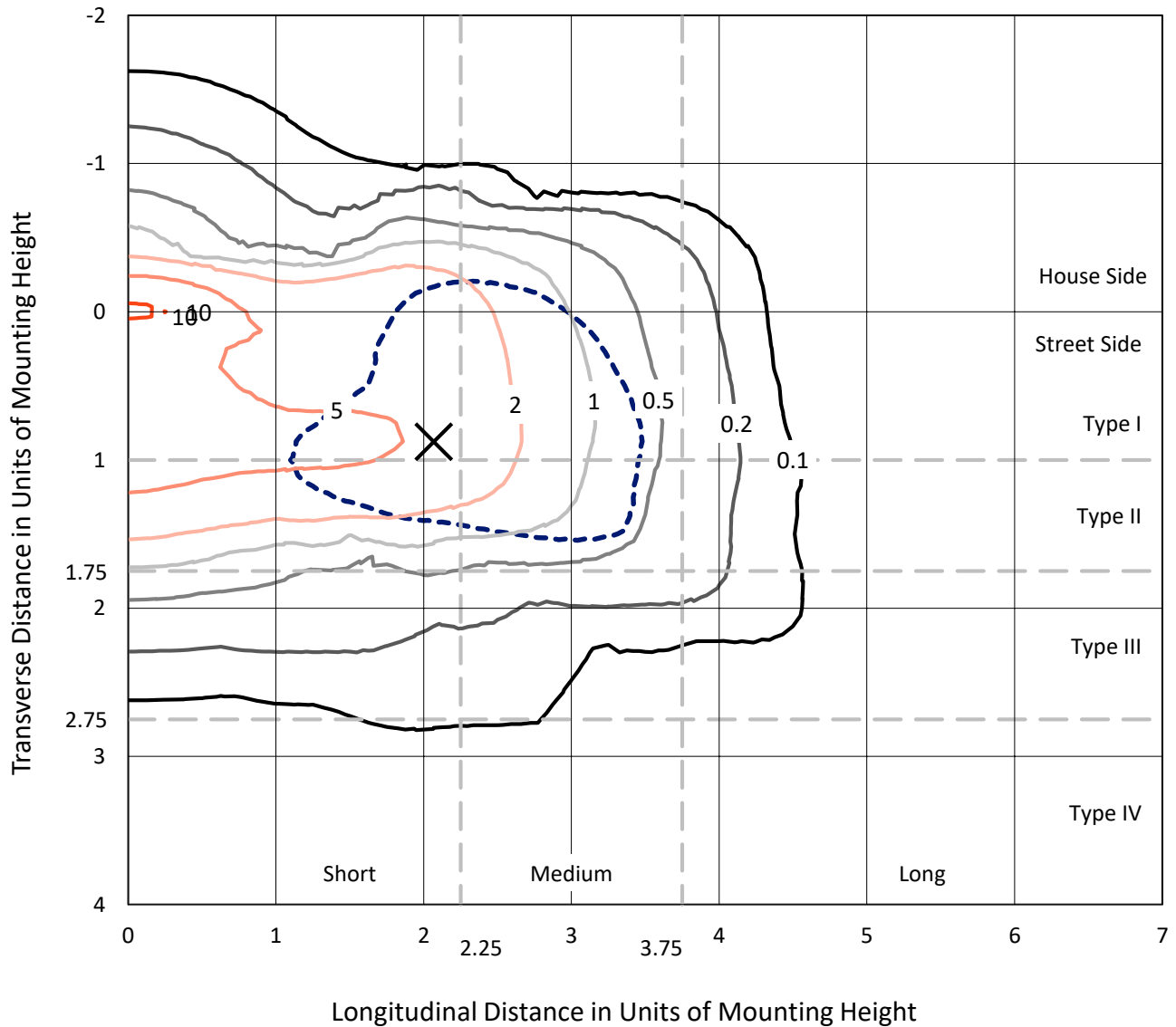
Lumens per Lamp: N/A  
Luminaire Lumens: 5177.5 lumens  
Efficiency: N/A  
Efficacy: 94.8 lumens/watt  
Luminous Opening: Rectangular (W 0.5' x L: 0.5' x H: 0')  
IES Classification: Type II - Short - Semi-Cutoff  
BUG Rating: B1 - U1 - G1  
  
Input Watts (W): 54.6  
Input Voltage (V): 120  
Input Current (Ain): NR  
Voltage Rise (V): NR  
Power Factor: NR  
Total Harmonic Distortion (THDi): NR  
Frequency (hertz): 60  
Stabilization Time: NR  
Operation Time: NR  
Ambient Temperature (°C): NR  
Test Distance: 25 FT



REPORT NUMBER: P226857  
 CATALOG NUMBER: IST-AF-1000-LED-E1-SL2-7030

### Iso-Footcandle Lines of Horizontal Illumination

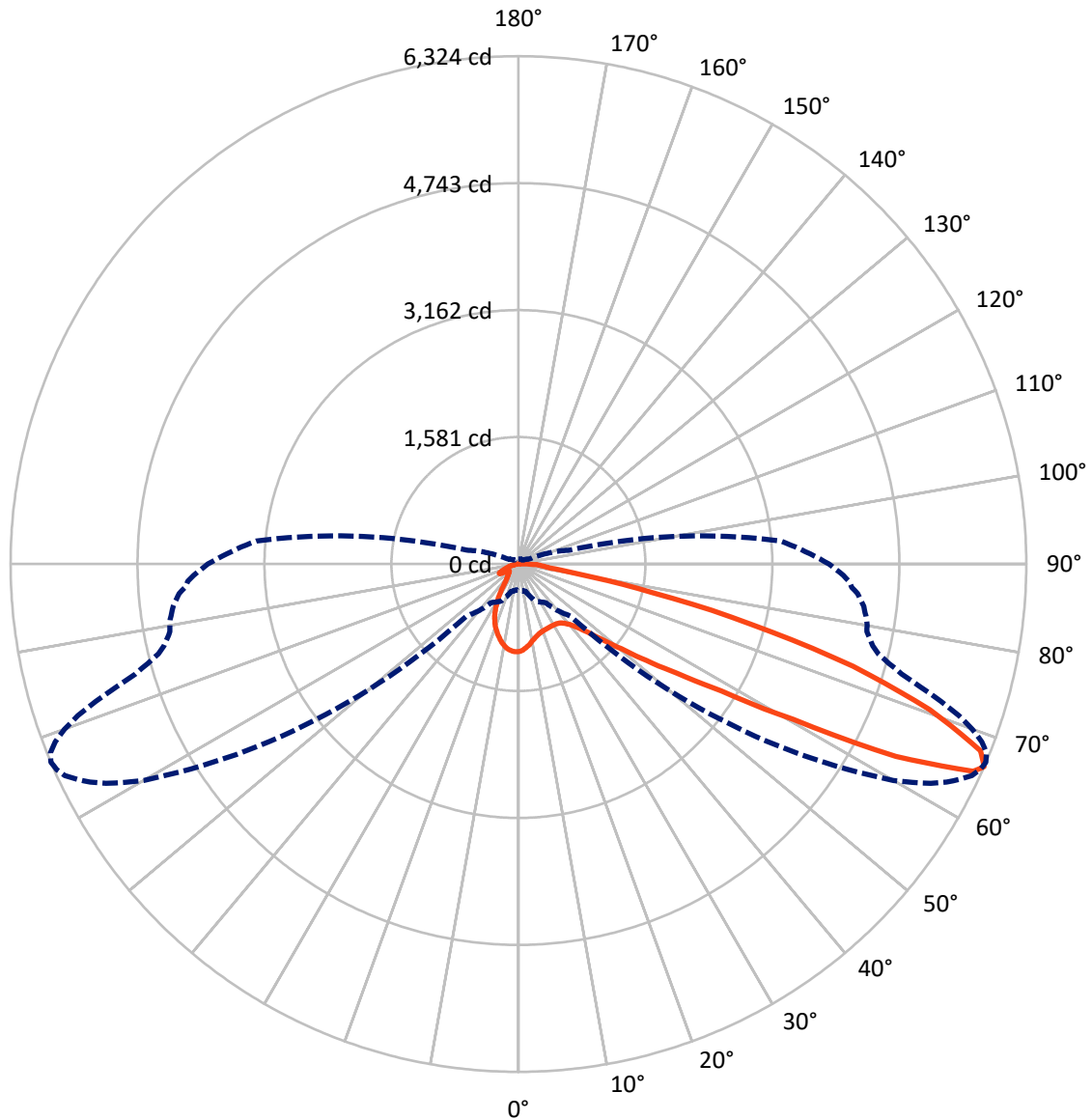
✕ Max cd  
 - - - 1/2 Max cd



Based on 10 foot mounting height. Maximum calculated value = 10.9 fc  
 Type II - Short - Semi-Cutoff

REPORT NUMBER: P226857  
CATALOG NUMBER: IST-AF-1000-LED-E1-SL2-7030

### Luminous Intensity Polar Plot



— Vertical Plane Through 67-Deg Lateral      - - - Horizontal Cone Through 66-Deg Vertical

REPORT NUMBER: P226857

CATALOG NUMBER: IST-AF-1000-LED-E1-SL2-7030

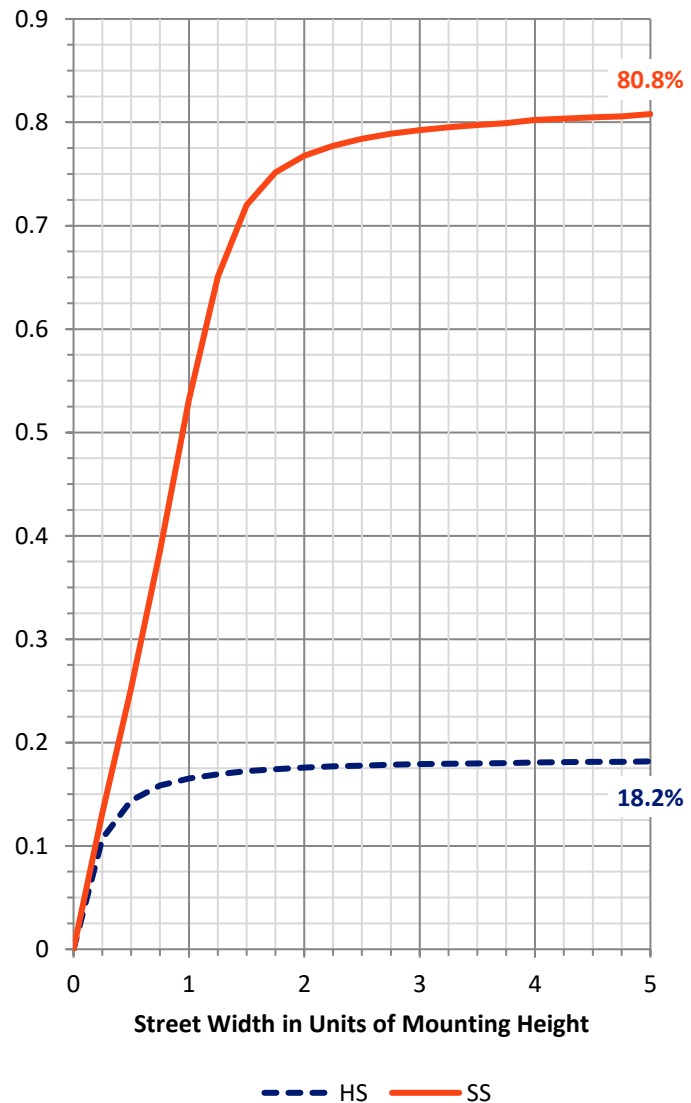
**FLUX DISTRIBUTION:**

		Downward	Upward	Total
<b>House Side</b>	Lumens	956.0	0.4	956.4
	% Fixture	18.5	0.0	18.5
<b>Street Side</b>	Lumens	4219.7	1.5	4221.2
	% Fixture	81.5	0.0	81.5
<b>Total</b>	Lumens	5175.6	1.9	5177.5
	% Fixture	100.0	0.0	100.0

**ZONAL LUMENS:**

Zone	Lumens	% Fixture
0°-10°	94.5	1.8
10°-20°	224.9	4.3
20°-30°	308.4	6.0
30°-40°	440.6	8.5
40°-50°	714.5	13.8
50°-60°	1132.0	21.9
60°-70°	1434.5	27.7
70°-80°	713.1	13.8
80°-90°	113.0	2.2
90°-100°	1.9	0.0
100°-110°	0.0	0.0
110°-120°	0.0	0.0
120°-130°	0.0	0.0
130°-140°	0.0	0.0
140°-150°	0.0	0.0
150°-160°	0.0	0.0
160°-170°	0.0	0.0
170°-180°	0.0	0.0
0°-90°	5175.6	100.0
0°-180°	5177.5	100.0

**Coefficient of Utilization**



REPORT NUMBER: P226857

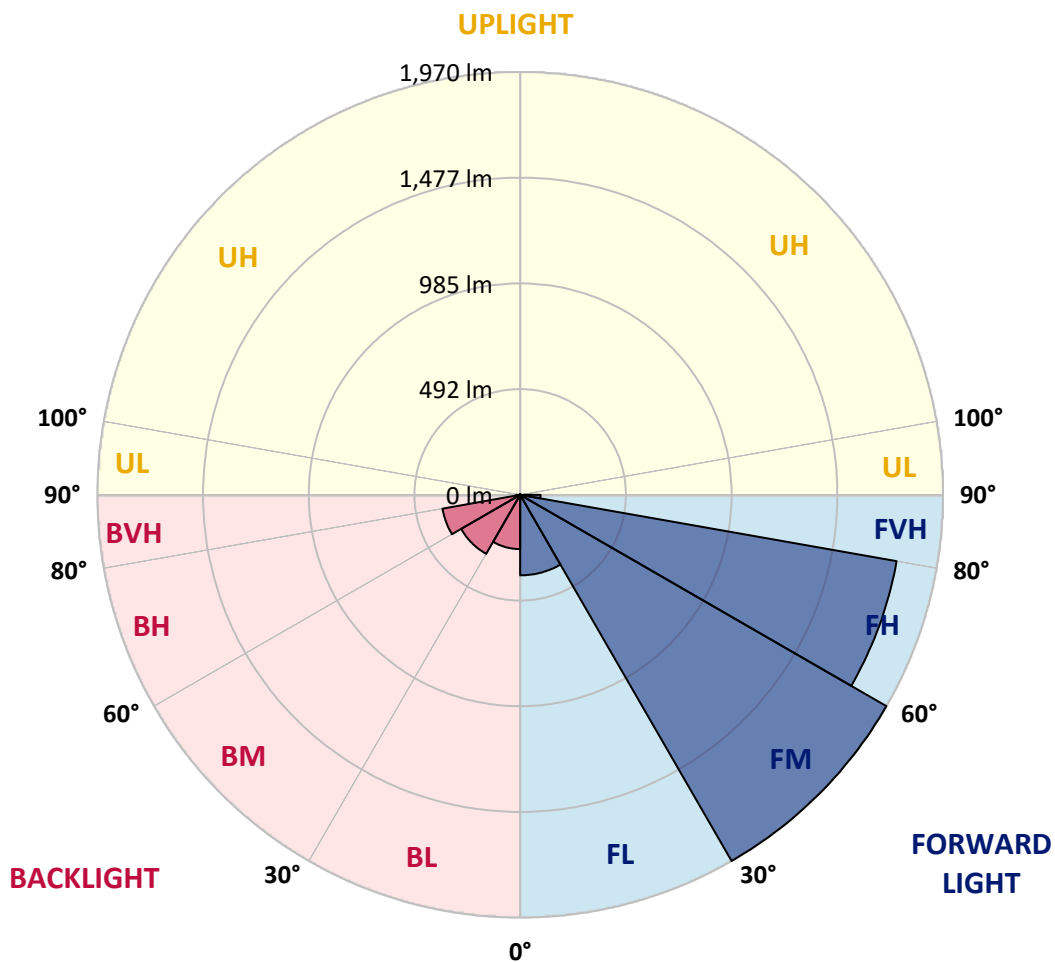
CATALOG NUMBER: IST-AF-1000-LED-E1-SL2-7030

**LUMINAIRE CLASSIFICATION SYSTEM LUMEN TABLE AND BUG RATING:**

Zone		Lumens	% Fixture	Zone Rating/Lumen Limit		
				B	U	G
FL	(0°-30°)	375.1	7.2			
FM	(30°-60°)	1969.6	38.0			
FH	(60°-80°)	1780.3	34.4			G1/1800
FVH	(80°-90°)	94.7	1.8			G1/100
BL	(0°-30°)	252.8	4.9	B1/500		
BM	(30°-60°)	317.6	6.1	B1/1000		
BH	(60°-80°)	367.4	7.1	B1/500		G1/500
BVH	(80°-90°)	18.2	0.4			G1/100
UL	(90°-100°)	1.9	0.0		U1/10	
UH	(100°-180°)	0.4	0.0		U1/10	

**BUG Rating: B1-U1-G1**

Type II Short





REPORT NUMBER: P226857

CATALOG NUMBER: IST-AF-1000-LED-E1-SL2-7030

**CANDELA DISTRIBUTION (FULL):**

	0°	5°	15°	25°	35°	45°	55°	60°	61°	62°	63°
0°	1089.8	1089.8	1089.8	1089.8	1089.8	1089.8	1089.8	1089.8	1089.8	1089.8	1089.8
2.5°	1012.8	1015.1	1028.4	1035.4	1045.5	1048.6	1060.2	1064.9	1068.8	1068.0	1068.0
5°	921.8	928.8	935.0	949.0	963.8	981.7	1004.2	1021.4	1024.5	1028.4	1030.7
7.5°	852.6	857.2	868.1	878.2	896.9	921.8	953.7	975.5	980.1	981.7	987.1
10°	803.5	806.7	816.0	829.2	851.0	875.1	908.6	931.1	938.1	941.2	945.9
12.5°	765.4	770.1	778.7	792.7	816.0	840.9	875.9	898.4	903.1	907.0	914.0
15°	741.3	744.4	752.2	767.8	788.8	813.7	847.9	875.1	878.2	882.1	888.3
17.5°	736.6	739.0	743.6	755.3	771.7	795.8	830.8	853.3	858.8	864.2	870.4
20°	755.3	756.9	758.4	760.0	769.3	784.9	819.1	843.2	847.9	852.6	860.3
22.5°	795.8	798.1	794.2	788.8	781.8	784.9	813.7	838.5	841.7	846.3	852.6
25°	865.8	863.4	851.8	843.2	818.3	798.1	815.2	836.2	840.1	844.8	851.8
27.5°	948.2	945.1	938.1	914.8	873.6	832.3	824.5	840.1	842.4	846.3	852.6
30°	1036.9	1037.7	1031.5	1005.8	952.9	883.7	845.6	849.4	851.0	854.1	858.0
32.5°	1117.0	1128.7	1127.9	1126.4	1050.9	952.9	886.0	870.4	868.1	870.4	872.0
35°	1209.6	1211.9	1233.7	1244.6	1183.1	1054.0	945.1	910.9	901.6	902.3	900.8
37.5°	1309.2	1312.3	1349.6	1368.3	1320.8	1169.1	1023.7	970.8	962.2	953.7	947.5
40°	1453.8	1466.3	1485.7	1506.7	1483.4	1323.9	1127.1	1055.6	1033.8	1032.2	1019.8
42.5°	1670.1	1666.2	1656.9	1674.0	1646.0	1497.4	1252.4	1175.4	1159.0	1137.3	1120.1
45°	1882.5	1891.0	1850.6	1858.3	1859.9	1698.1	1433.6	1325.5	1316.9	1291.3	1272.6
47.5°	2025.6	2016.3	1961.8	2001.5	2098.7	1932.2	1643.7	1530.1	1512.2	1499.0	1487.3
50°	2033.4	2025.6	1990.6	2060.6	2268.3	2348.4	1936.1	1803.9	1778.2	1754.9	1747.9
52.5°	1843.6	1832.7	1844.3	1986.7	2329.7	2696.9	2349.2	2143.8	2122.8	2103.4	2076.1
55°	1505.2	1517.6	1572.9	1777.4	2235.6	2944.3	3162.1	2668.9	2578.7	2577.9	2511.0
57.5°	1124.0	1111.6	1152.8	1344.9	1997.6	3032.2	3908.8	3786.7	3585.2	3449.1	3285.0
60°	758.4	761.5	799.7	898.4	1390.1	2936.5	4409.0	4834.5	4763.7	4734.9	4690.6
62.5°	525.8	530.5	565.5	658.1	812.9	2362.4	4555.2	5421.8	5548.6	5653.6	5627.9
65°	367.9	368.7	403.7	546.8	609.1	1213.5	4232.4	5499.6	5688.6	5869.1	6030.9
66°	324.4	325.2	353.9	508.7	584.2	915.6	3952.4	5391.5	5606.9	5817.0	5984.2
67.5°	277.7	282.4	304.9	432.5	560.1	706.3	3264.7	5068.6	5294.2	5525.2	5746.2
70°	190.6	192.1	212.4	350.8	524.3	620.0	1860.7	3957.1	4269.0	4675.0	4909.9
72.5°	136.1	134.6	136.9	217.0	538.3	616.1	977.8	2604.3	3040.7	3397.0	3651.3
75°	121.3	117.5	107.3	134.6	392.8	672.9	655.0	1533.2	1865.3	2189.7	2450.3
77.5°	108.1	101.9	96.5	103.5	194.5	634.0	588.1	878.2	1047.8	1289.7	1490.4
80°	82.5	78.6	81.7	89.5	116.7	583.4	584.2	584.2	630.1	709.4	788.8
82.5°	54.5	49.8	56.8	73.9	87.9	439.5	603.6	515.7	507.2	504.1	509.5
85°	34.2	29.6	39.7	55.2	67.7	229.5	619.2	544.5	504.8	466.7	428.6
87.5°	12.4	14.0	20.2	31.9	44.3	99.6	543.0	479.9	452.7	405.3	360.9
90°	3.1	2.3	3.9	9.3	10.1	18.7	83.2	133.0	79.3	39.7	31.9
92.5°	0.0	0.0	0.0	0.0	0.0	0.0	0.0	0.0	0.0	0.0	0.0
95°	0.0	0.0	0.0	0.0	0.0	0.0	0.0	0.0	0.0	0.0	0.0
97.5°	0.0	0.0	0.0	0.0	0.0	0.0	0.0	0.0	0.0	0.0	0.0
100°	0.0	0.0	0.0	0.0	0.0	0.0	0.0	0.0	0.0	0.0	0.0
102.5°	0.0	0.0	0.0	0.0	0.0	0.0	0.0	0.0	0.0	0.0	0.0
105°	0.0	0.0	0.0	0.0	0.0	0.0	0.0	0.0	0.0	0.0	0.0
107.5°	0.0	0.0	0.0	0.0	0.0	0.0	0.0	0.0	0.0	0.0	0.0



REPORT NUMBER: P226857

CATALOG NUMBER: IST-AF-1000-LED-E1-SL2-7030

**CANDELA DISTRIBUTION (continued):**

	0°	5°	15°	25°	35°	45°	55°	60°	61°	62°	63°
110°	0.0	0.0	0.0	0.0	0.0	0.0	0.0	0.0	0.0	0.0	0.0
112.5°	0.0	0.0	0.0	0.0	0.0	0.0	0.0	0.0	0.0	0.0	0.0
115°	0.0	0.0	0.0	0.0	0.0	0.0	0.0	0.0	0.0	0.0	0.0
117.5°	0.0	0.0	0.0	0.0	0.0	0.0	0.0	0.0	0.0	0.0	0.0
120°	0.0	0.0	0.0	0.0	0.0	0.0	0.0	0.0	0.0	0.0	0.0
122.5°	0.0	0.0	0.0	0.0	0.0	0.0	0.0	0.0	0.0	0.0	0.0
125°	0.0	0.0	0.0	0.0	0.0	0.0	0.0	0.0	0.0	0.0	0.0
127.5°	0.0	0.0	0.0	0.0	0.0	0.0	0.0	0.0	0.0	0.0	0.0
130°	0.0	0.0	0.0	0.0	0.0	0.0	0.0	0.0	0.0	0.0	0.0
132.5°	0.0	0.0	0.0	0.0	0.0	0.0	0.0	0.0	0.0	0.0	0.0
135°	0.0	0.0	0.0	0.0	0.0	0.0	0.0	0.0	0.0	0.0	0.0
137.5°	0.0	0.0	0.0	0.0	0.0	0.0	0.0	0.0	0.0	0.0	0.0
140°	0.0	0.0	0.0	0.0	0.0	0.0	0.0	0.0	0.0	0.0	0.0
142.5°	0.0	0.0	0.0	0.0	0.0	0.0	0.0	0.0	0.0	0.0	0.0
145°	0.0	0.0	0.0	0.0	0.0	0.0	0.0	0.0	0.0	0.0	0.0
147.5°	0.0	0.0	0.0	0.0	0.0	0.0	0.0	0.0	0.0	0.0	0.0
150°	0.0	0.0	0.0	0.0	0.0	0.0	0.0	0.0	0.0	0.0	0.0
152.5°	0.0	0.0	0.0	0.0	0.0	0.0	0.0	0.0	0.0	0.0	0.0
155°	0.0	0.0	0.0	0.0	0.0	0.0	0.0	0.0	0.0	0.0	0.0
157.5°	0.0	0.0	0.0	0.0	0.0	0.0	0.0	0.0	0.0	0.0	0.0
160°	0.0	0.0	0.0	0.0	0.0	0.0	0.0	0.0	0.0	0.0	0.0
162.5°	0.0	0.0	0.0	0.0	0.0	0.0	0.0	0.0	0.0	0.0	0.0
165°	0.0	0.0	0.0	0.0	0.0	0.0	0.0	0.0	0.0	0.0	0.0
167.5°	0.0	0.0	0.0	0.0	0.0	0.0	0.0	0.0	0.0	0.0	0.0
170°	0.0	0.0	0.0	0.0	0.0	0.0	0.0	0.0	0.0	0.0	0.0
172.5°	0.0	0.0	0.0	0.0	0.0	0.0	0.0	0.0	0.0	0.0	0.0
175°	0.0	0.0	0.0	0.0	0.0	0.0	0.0	0.0	0.0	0.0	0.0
177.5°	0.0	0.0	0.0	0.0	0.0	0.0	0.0	0.0	0.0	0.0	0.0
180°	0.0	0.0	0.0	0.0	0.0	0.0	0.0	0.0	0.0	0.0	0.0





REPORT NUMBER: P226857

CATALOG NUMBER: IST-AF-1000-LED-E1-SL2-7030

**CANDELA DISTRIBUTION (continued):**

	64°	65°	66°	67°	68°	69°	70°	71°	72°	73°	74°
0°	1089.8	1089.8	1089.8	1089.8	1089.8	1089.8	1089.8	1089.8	1089.8	1089.8	1089.8
2.5°	1068.8	1072.7	1074.2	1072.7	1073.5	1078.1	1076.6	1078.9	1078.9	1080.5	1080.5
5°	1033.8	1036.9	1043.1	1042.4	1048.6	1050.9	1053.2	1056.4	1060.2	1062.6	1067.2
7.5°	992.6	998.8	1004.2	1007.3	1011.2	1019.0	1021.4	1028.4	1034.6	1040.8	1045.5
10°	952.9	961.5	967.7	970.0	978.6	982.5	991.0	996.5	1004.2	1012.0	1019.0
12.5°	919.4	927.2	930.3	938.1	945.9	953.7	957.6	967.7	975.5	985.6	994.9
15°	894.6	902.3	908.6	914.0	921.8	929.6	935.8	945.9	955.2	965.3	973.9
17.5°	879.0	883.7	891.4	896.1	905.4	914.8	921.8	933.5	943.6	952.1	963.8
20°	867.3	872.8	879.8	886.8	895.3	907.0	913.2	925.7	936.6	946.7	957.6
22.5°	861.1	866.6	873.6	880.6	889.9	899.2	909.3	920.2	931.9	942.8	953.7
25°	858.8	863.4	869.7	876.7	886.8	896.9	905.4	917.9	928.0	939.7	952.9
27.5°	859.6	862.7	869.7	875.9	886.0	895.3	903.9	916.3	928.0	938.9	952.1
30°	862.7	865.0	872.0	877.4	886.0	895.3	903.1	916.3	926.4	938.1	952.1
32.5°	873.6	876.7	879.8	883.7	891.4	898.4	907.8	919.4	928.8	940.5	952.1
35°	899.2	896.9	899.2	900.8	906.2	913.2	920.2	930.3	938.9	949.0	961.5
37.5°	939.7	935.0	936.6	935.8	935.8	940.5	947.5	954.5	961.5	971.6	984.0
40°	1014.3	1002.7	999.6	991.0	988.7	992.6	997.2	998.0	1006.6	1019.8	1025.2
42.5°	1110.8	1095.2	1097.6	1083.6	1079.7	1075.0	1081.2	1077.4	1082.8	1091.4	1103.0
45°	1263.3	1248.5	1232.9	1210.4	1215.0	1197.9	1193.3	1194.8	1194.0	1197.2	1211.2
47.5°	1445.3	1425.8	1415.7	1407.2	1390.8	1380.7	1367.5	1348.1	1352.7	1358.9	1371.4
50°	1711.3	1705.1	1685.7	1657.7	1653.8	1639.0	1635.1	1618.0	1611.8	1611.0	1610.2
52.5°	2066.8	2026.4	2018.6	1992.1	1971.9	1957.9	1953.2	1929.1	1905.0	1919.0	1917.5
55°	2500.1	2466.6	2423.9	2400.5	2384.2	2350.7	2342.2	2311.8	2297.8	2290.1	2270.6
57.5°	3228.2	3110.7	3022.8	2979.3	2917.8	2855.6	2833.8	2771.6	2723.3	2689.1	2691.4
60°	4497.7	4288.4	4041.8	3931.4	3675.5	3638.1	3462.3	3419.5	3313.7	3243.7	3203.3
62.5°	5610.0	5553.3	5435.0	5274.0	5017.3	4721.7	4588.7	4324.2	4117.3	4027.1	3901.8
65°	6141.3	6221.4	6254.1	6223.8	6121.1	5940.6	5781.9	5523.7	5176.8	4980.7	4737.3
66°	6114.1	6233.1	6293.0	6324.1	6286.8	6180.2	6013.8	5801.4	5533.0	5234.3	4961.3
67.5°	5915.0	6030.9	6114.1	6209.0	6209.0	6175.6	6107.9	5966.3	5776.5	5515.9	5270.9
70°	5101.3	5258.4	5405.5	5434.2	5515.1	5490.2	5543.9	5453.7	5408.6	5299.7	5168.2
72.5°	3974.2	4105.6	4231.6	4357.7	4336.7	4309.4	4304.0	4322.7	4230.9	4263.5	4229.3
75°	2643.2	2869.6	2998.7	2986.3	2994.8	3001.8	2944.3	2815.9	2915.5	2789.5	2831.5
77.5°	1606.3	1711.3	1746.3	1707.4	1656.9	1591.5	1486.5	1425.1	1337.2	1344.2	1285.8
80°	842.4	855.7	827.7	749.1	706.3	667.4	547.6	494.0	444.2	425.5	383.5
82.5°	483.1	451.2	416.9	390.5	339.9	305.7	259.0	229.5	197.6	169.6	159.5
85°	391.3	348.5	316.6	287.0	252.8	222.5	183.6	153.2	129.9	112.8	108.9
87.5°	322.8	293.3	260.6	232.6	199.1	168.0	129.9	101.1	80.1	64.6	59.9
90°	28.8	38.9	28.0	15.6	23.3	12.4	7.0	7.8	6.2	6.2	7.0
92.5°	0.0	0.0	0.0	0.0	0.0	0.0	0.0	0.0	0.0	0.0	0.0
95°	0.0	0.0	0.0	0.0	0.0	0.0	0.0	0.0	0.0	0.0	0.0
97.5°	0.0	0.0	0.0	0.0	0.0	0.0	0.0	0.0	0.0	0.0	0.0
100°	0.0	0.0	0.0	0.0	0.0	0.0	0.0	0.0	0.0	0.0	0.0
102.5°	0.0	0.0	0.0	0.0	0.0	0.0	0.0	0.0	0.0	0.0	0.0
105°	0.0	0.0	0.0	0.0	0.0	0.0	0.0	0.0	0.0	0.0	0.0
107.5°	0.0	0.0	0.0	0.0	0.0	0.0	0.0	0.0	0.0	0.0	0.0



REPORT NUMBER: P226857

CATALOG NUMBER: IST-AF-1000-LED-E1-SL2-7030

**CANDELA DISTRIBUTION (continued):**

	64°	65°	66°	67°	68°	69°	70°	71°	72°	73°	74°
110°	0.0	0.0	0.0	0.0	0.0	0.0	0.0	0.0	0.0	0.0	0.0
112.5°	0.0	0.0	0.0	0.0	0.0	0.0	0.0	0.0	0.0	0.0	0.0
115°	0.0	0.0	0.0	0.0	0.0	0.0	0.0	0.0	0.0	0.0	0.0
117.5°	0.0	0.0	0.0	0.0	0.0	0.0	0.0	0.0	0.0	0.0	0.0
120°	0.0	0.0	0.0	0.0	0.0	0.0	0.0	0.0	0.0	0.0	0.0
122.5°	0.0	0.0	0.0	0.0	0.0	0.0	0.0	0.0	0.0	0.0	0.0
125°	0.0	0.0	0.0	0.0	0.0	0.0	0.0	0.0	0.0	0.0	0.0
127.5°	0.0	0.0	0.0	0.0	0.0	0.0	0.0	0.0	0.0	0.0	0.0
130°	0.0	0.0	0.0	0.0	0.0	0.0	0.0	0.0	0.0	0.0	0.0
132.5°	0.0	0.0	0.0	0.0	0.0	0.0	0.0	0.0	0.0	0.0	0.0
135°	0.0	0.0	0.0	0.0	0.0	0.0	0.0	0.0	0.0	0.0	0.0
137.5°	0.0	0.0	0.0	0.0	0.0	0.0	0.0	0.0	0.0	0.0	0.0
140°	0.0	0.0	0.0	0.0	0.0	0.0	0.0	0.0	0.0	0.0	0.0
142.5°	0.0	0.0	0.0	0.0	0.0	0.0	0.0	0.0	0.0	0.0	0.0
145°	0.0	0.0	0.0	0.0	0.0	0.0	0.0	0.0	0.0	0.0	0.0
147.5°	0.0	0.0	0.0	0.0	0.0	0.0	0.0	0.0	0.0	0.0	0.0
150°	0.0	0.0	0.0	0.0	0.0	0.0	0.0	0.0	0.0	0.0	0.0
152.5°	0.0	0.0	0.0	0.0	0.0	0.0	0.0	0.0	0.0	0.0	0.0
155°	0.0	0.0	0.0	0.0	0.0	0.0	0.0	0.0	0.0	0.0	0.0
157.5°	0.0	0.0	0.0	0.0	0.0	0.0	0.0	0.0	0.0	0.0	0.0
160°	0.0	0.0	0.0	0.0	0.0	0.0	0.0	0.0	0.0	0.0	0.0
162.5°	0.0	0.0	0.0	0.0	0.0	0.0	0.0	0.0	0.0	0.0	0.0
165°	0.0	0.0	0.0	0.0	0.0	0.0	0.0	0.0	0.0	0.0	0.0
167.5°	0.0	0.0	0.0	0.0	0.0	0.0	0.0	0.0	0.0	0.0	0.0
170°	0.0	0.0	0.0	0.0	0.0	0.0	0.0	0.0	0.0	0.0	0.0
172.5°	0.0	0.0	0.0	0.0	0.0	0.0	0.0	0.0	0.0	0.0	0.0
175°	0.0	0.0	0.0	0.0	0.0	0.0	0.0	0.0	0.0	0.0	0.0
177.5°	0.0	0.0	0.0	0.0	0.0	0.0	0.0	0.0	0.0	0.0	0.0
180°	0.0	0.0	0.0	0.0	0.0	0.0	0.0	0.0	0.0	0.0	0.0



REPORT NUMBER: P226857

CATALOG NUMBER: IST-AF-1000-LED-E1-SL2-7030

**CANDELA DISTRIBUTION (continued):**

	75°	76°	77°	78°	79°	80°	81°	82°	83°	84°	85°
0°	1089.8	1089.8	1089.8	1089.8	1089.8	1089.8	1089.8	1089.8	1089.8	1089.8	1089.8
2.5°	1082.8	1082.8	1084.4	1085.9	1086.7	1086.7	1086.7	1088.2	1089.0	1086.7	1089.0
5°	1069.6	1073.5	1076.6	1078.9	1079.7	1082.0	1084.4	1085.9	1088.2	1088.2	1089.8
7.5°	1051.7	1058.7	1062.6	1066.5	1070.4	1074.2	1078.9	1082.0	1083.6	1086.7	1089.0
10°	1029.1	1037.7	1045.5	1051.7	1057.1	1064.9	1071.1	1075.8	1082.8	1083.6	1089.0
12.5°	1005.0	1017.5	1023.7	1035.4	1043.1	1054.8	1061.0	1068.0	1075.8	1079.7	1085.9
15°	987.9	998.8	1010.5	1021.4	1033.8	1047.8	1055.6	1064.9	1075.8	1084.4	1092.1
17.5°	974.7	989.5	1002.7	1016.7	1032.2	1047.0	1058.7	1068.8	1082.8	1087.5	1095.2
20°	970.8	987.1	1000.3	1015.1	1031.5	1050.9	1064.9	1075.8	1089.8	1097.6	1104.6
22.5°	969.2	984.8	1000.3	1018.2	1036.1	1056.4	1071.1	1085.1	1099.1	1106.1	1111.6
25°	967.7	984.0	1001.1	1021.4	1040.8	1061.8	1078.9	1092.1	1105.4	1112.4	1117.0
27.5°	967.7	984.8	1003.5	1023.7	1044.7	1068.0	1084.4	1096.8	1108.5	1114.7	1116.3
30°	966.9	984.8	1002.7	1025.2	1047.8	1071.9	1089.8	1101.5	1111.6	1115.5	1113.9
32.5°	968.5	987.1	1006.6	1029.1	1052.5	1075.8	1094.5	1107.7	1113.1	1112.4	1111.6
35°	976.2	993.3	1015.9	1038.5	1062.6	1084.4	1102.2	1111.6	1116.3	1114.7	1110.8
37.5°	997.2	1014.3	1036.9	1061.8	1080.5	1105.4	1121.7	1128.7	1129.5	1124.8	1115.5
40°	1040.8	1057.9	1078.1	1105.4	1127.9	1145.0	1160.6	1168.4	1163.7	1155.1	1145.0
42.5°	1110.0	1131.8	1155.9	1177.7	1204.2	1227.5	1231.4	1236.0	1228.3	1211.9	1199.5
45°	1221.3	1234.5	1265.6	1281.9	1316.2	1327.8	1336.4	1338.7	1321.6	1308.4	1286.6
47.5°	1381.5	1407.2	1429.0	1444.5	1469.4	1485.0	1502.1	1494.3	1481.1	1458.5	1429.7
50°	1633.5	1649.9	1677.9	1705.9	1732.3	1743.2	1743.2	1735.4	1726.9	1683.3	1648.3
52.5°	1943.1	1944.7	1985.1	2018.6	2041.1	2024.8	2044.3	2024.8	2019.4	1989.0	1960.2
55°	2301.7	2287.0	2336.0	2365.5	2385.7	2405.2	2401.3	2399.0	2378.7	2344.5	2309.5
57.5°	2642.4	2685.2	2708.6	2752.1	2762.2	2775.5	2770.0	2762.2	2750.6	2731.1	2715.6
60°	3134.1	3162.8	3183.8	3192.4	3221.2	3225.1	3244.5	3212.6	3220.4	3197.8	3148.8
62.5°	3803.0	3771.9	3788.3	3788.3	3779.7	3749.4	3765.7	3778.1	3757.1	3738.5	3730.7
65°	4552.1	4451.8	4355.3	4339.0	4294.7	4284.5	4272.1	4241.0	4227.8	4195.1	4168.6
66°	4776.2	4620.6	4529.6	4473.6	4419.9	4408.2	4391.1	4358.4	4332.0	4286.1	4241.8
67.5°	5027.4	4826.7	4689.8	4610.5	4544.3	4500.8	4466.6	4419.9	4377.9	4309.4	4238.6
70°	5011.1	4845.4	4680.5	4559.9	4460.3	4370.9	4318.0	4217.6	4132.1	4034.1	3953.2
72.5°	4210.6	4181.1	4085.4	4017.7	3895.6	3848.1	3708.1	3644.3	3526.1	3399.3	3360.4
75°	2927.1	2811.2	2762.2	2735.0	2681.3	2533.5	2437.1	2458.1	2319.6	2195.9	2125.2
77.5°	1279.6	1302.9	1167.6	1106.9	1060.2	980.1	905.4	854.1	824.5	805.1	717.2
80°	353.9	308.8	304.9	283.1	278.5	248.1	252.0	230.3	215.5	212.4	205.4
82.5°	154.8	151.7	147.0	144.7	142.4	139.2	135.4	134.6	129.9	126.0	126.8
85°	102.7	101.9	99.6	97.2	93.3	87.9	84.0	80.9	81.7	77.8	77.0
87.5°	59.9	58.3	57.6	54.5	53.7	49.0	49.8	45.9	45.1	44.3	42.0
90°	8.6	9.3	11.7	10.9	7.8	14.8	12.4	10.9	11.7	9.3	9.3
92.5°	0.0	0.0	0.0	0.0	0.0	0.0	0.0	0.0	0.0	0.0	0.0
95°	0.0	0.0	0.0	0.0	0.0	0.0	0.0	0.0	0.0	0.0	0.0
97.5°	0.0	0.0	0.0	0.0	0.0	0.0	0.0	0.0	0.0	0.0	0.0
100°	0.0	0.0	0.0	0.0	0.0	0.0	0.0	0.0	0.0	0.0	0.0
102.5°	0.0	0.0	0.0	0.0	0.0	0.0	0.0	0.0	0.0	0.0	0.0
105°	0.0	0.0	0.0	0.0	0.0	0.0	0.0	0.0	0.0	0.0	0.0
107.5°	0.0	0.0	0.0	0.0	0.0	0.0	0.0	0.0	0.0	0.0	0.0



REPORT NUMBER: P226857  
 CATALOG NUMBER: IST-AF-1000-LED-E1-SL2-7030

REPORT N  
 CATALOG

**CANDELA DISTRIBUTION (continued):**

**CANDELA**

	75°	76°	77°	78°	79°	80°	81°	82°	83°	84°	85°	
110°	0.0	0.0	0.0	0.0	0.0	0.0	0.0	0.0	0.0	0.0	0.0	0°
112.5°	0.0	0.0	0.0	0.0	0.0	0.0	0.0	0.0	0.0	0.0	0.0	2.5°
115°	0.0	0.0	0.0	0.0	0.0	0.0	0.0	0.0	0.0	0.0	0.0	5°
117.5°	0.0	0.0	0.0	0.0	0.0	0.0	0.0	0.0	0.0	0.0	0.0	7.5°
120°	0.0	0.0	0.0	0.0	0.0	0.0	0.0	0.0	0.0	0.0	0.0	10°
122.5°	0.0	0.0	0.0	0.0	0.0	0.0	0.0	0.0	0.0	0.0	0.0	12.5°
125°	0.0	0.0	0.0	0.0	0.0	0.0	0.0	0.0	0.0	0.0	0.0	15°
127.5°	0.0	0.0	0.0	0.0	0.0	0.0	0.0	0.0	0.0	0.0	0.0	17.5°
130°	0.0	0.0	0.0	0.0	0.0	0.0	0.0	0.0	0.0	0.0	0.0	20°
132.5°	0.0	0.0	0.0	0.0	0.0	0.0	0.0	0.0	0.0	0.0	0.0	22.5°
135°	0.0	0.0	0.0	0.0	0.0	0.0	0.0	0.0	0.0	0.0	0.0	25°
137.5°	0.0	0.0	0.0	0.0	0.0	0.0	0.0	0.0	0.0	0.0	0.0	27.5°
140°	0.0	0.0	0.0	0.0	0.0	0.0	0.0	0.0	0.0	0.0	0.0	30°
142.5°	0.0	0.0	0.0	0.0	0.0	0.0	0.0	0.0	0.0	0.0	0.0	32.5°
145°	0.0	0.0	0.0	0.0	0.0	0.0	0.0	0.0	0.0	0.0	0.0	35°
147.5°	0.0	0.0	0.0	0.0	0.0	0.0	0.0	0.0	0.0	0.0	0.0	37.5°
150°	0.0	0.0	0.0	0.0	0.0	0.0	0.0	0.0	0.0	0.0	0.0	40°
152.5°	0.0	0.0	0.0	0.0	0.0	0.0	0.0	0.0	0.0	0.0	0.0	42.5°
155°	0.0	0.0	0.0	0.0	0.0	0.0	0.0	0.0	0.0	0.0	0.0	45°
157.5°	0.0	0.0	0.0	0.0	0.0	0.0	0.0	0.0	0.0	0.0	0.0	47.5°
160°	0.0	0.0	0.0	0.0	0.0	0.0	0.0	0.0	0.0	0.0	0.0	50°
162.5°	0.0	0.0	0.0	0.0	0.0	0.0	0.0	0.0	0.0	0.0	0.0	52.5°
165°	0.0	0.0	0.0	0.0	0.0	0.0	0.0	0.0	0.0	0.0	0.0	55°
167.5°	0.0	0.0	0.0	0.0	0.0	0.0	0.0	0.0	0.0	0.0	0.0	57.5°
170°	0.0	0.0	0.0	0.0	0.0	0.0	0.0	0.0	0.0	0.0	0.0	60°
172.5°	0.0	0.0	0.0	0.0	0.0	0.0	0.0	0.0	0.0	0.0	0.0	62.5°
175°	0.0	0.0	0.0	0.0	0.0	0.0	0.0	0.0	0.0	0.0	0.0	65°
177.5°	0.0	0.0	0.0	0.0	0.0	0.0	0.0	0.0	0.0	0.0	0.0	66°
180°	0.0	0.0	0.0	0.0	0.0	0.0	0.0	0.0	0.0	0.0	0.0	67.5°
												70°
												72.5°
												75°
												77.5°
												80°
												82.5°
												85°
												87.5°
												90°
												92.5°
												95°
												97.5°
												100°
												102.5°
												105°
												107.5°



NUMBER: P226857  
 NUMBER: IST-AF-1000-LED-E1-SL2-7030

REPORT NUMBER: P  
 CATALOG NUMBER:

**DISTRIBUTION (continued):**

**CANDELA DISTRIBUTION**

86°	87°	88°	89°	90°	95°	105°	115°	125°	135°	145°	110°	86°
1089.8	1089.8	1089.8	1089.8	1089.8	1089.8	1089.8	1089.8	1089.8	1089.8	1089.8	110°	0.0
1091.4	1092.9	1093.7	1092.9	1094.5	1093.7	1094.5	1093.7	1089.8	1089.0	1088.2	112.5°	0.0
1092.9	1096.0	1096.8	1097.6	1096.0	1097.6	1094.5	1082.0	1068.0	1052.5	1040.0	115°	0.0
1094.5	1098.4	1100.7	1100.7	1101.5	1099.9	1088.2	1061.0	1028.4	995.7	970.8	117.5°	0.0
1093.7	1099.1	1101.5	1102.2	1102.2	1099.1	1071.1	1027.6	977.8	928.0	877.4	120°	0.0
1091.4	1096.0	1099.9	1099.9	1100.7	1089.8	1046.2	984.0	913.2	838.5	770.9	122.5°	0.0
1096.0	1100.7	1100.7	1100.7	1099.9	1081.2	1019.8	929.6	834.7	733.5	633.2	125°	0.0
1103.0	1105.4	1103.8	1103.8	1100.7	1072.7	990.2	875.9	751.4	617.6	477.6	127.5°	0.0
1109.3	1110.8	1110.0	1106.1	1102.2	1063.4	959.9	819.1	651.9	477.6	338.4	130°	0.0
1115.5	1117.0	1113.1	1106.9	1101.5	1050.9	923.3	746.8	539.1	326.7	224.0	132.5°	0.0
1116.3	1117.8	1110.8	1102.2	1094.5	1032.2	879.0	669.8	415.4	211.6	175.0	135°	0.0
1115.5	1113.9	1102.2	1091.4	1082.8	1009.7	830.0	574.1	276.9	159.5	152.5	137.5°	0.0
1110.0	1103.0	1093.7	1081.2	1068.8	984.8	781.0	467.5	175.0	138.5	138.5	140°	0.0
1102.2	1095.2	1083.6	1067.2	1053.2	960.7	725.0	358.6	140.0	127.6	129.1	142.5°	0.0
1099.1	1091.4	1074.2	1057.1	1039.2	938.9	665.9	241.1	126.0	120.6	121.3	145°	0.0
1105.4	1092.1	1075.0	1055.6	1034.6	920.2	604.4	168.0	119.0	112.8	114.3	147.5°	0.0
1126.4	1113.9	1093.7	1068.8	1046.2	909.3	539.1	139.2	112.0	106.6	106.6	150°	0.0
1176.9	1160.6	1133.4	1103.8	1076.6	916.3	480.7	126.8	106.6	101.1	101.1	152.5°	0.0
1258.6	1239.2	1207.3	1173.8	1138.0	950.6	414.6	122.1	102.7	94.9	93.3	155°	0.0
1398.6	1373.0	1330.9	1291.3	1248.5	1009.7	347.7	119.0	98.0	91.0	87.9	157.5°	0.0
1618.8	1580.6	1530.9	1478.7	1426.6	1117.8	294.8	115.9	94.9	87.9	84.8	160°	0.0
1901.9	1876.2	1814.0	1745.6	1683.3	1333.3	264.5	113.6	92.6	84.0	81.7	162.5°	0.0
2262.8	2220.8	2171.8	2110.4	2036.5	1612.5	261.4	112.8	90.2	80.9	79.3	165°	0.0
2644.0	2627.7	2544.4	2506.3	2426.2	1984.4	318.2	114.3	88.7	78.6	76.2	167.5°	0.0
3078.8	3085.1	3007.3	2965.3	2899.1	2455.8	506.4	119.0	88.7	76.2	73.9	170°	0.0
3647.5	3657.6	3565.8	3516.0	3460.0	2983.9	795.8	126.8	91.0	73.9	71.6	172.5°	0.0
4113.4	4059.0	3999.8	3912.7	3841.9	3278.7	766.2	140.8	94.1	71.6	69.2	175°	0.0
4161.6	4122.7	4048.1	3953.9	3867.6	3280.3	669.0	145.5	94.9	70.8	68.5	177.5°	0.0
4155.4	4086.2	4001.4	3922.0	3837.3	3196.3	517.3	151.7	97.2	69.2	66.9	180°	0.0
3867.6	3770.4	3687.9	3578.2	3489.5	2860.2	318.2	150.9	94.1	64.6	63.0		
3189.3	3139.5	3041.5	2953.6	2861.0	2315.0	217.8	134.6	83.2	58.3	59.1		
2062.9	2006.1	1906.6	1856.8	1804.7	1481.1	169.6	109.7	70.8	52.1	54.5		
688.4	665.9	629.3	649.5	619.2	577.2	124.5	83.2	56.8	45.1	48.2		
206.1	201.5	208.5	196.0	207.7	175.8	81.7	58.3	43.6	38.9	42.8		
122.1	120.6	120.6	120.6	117.5	109.7	53.7	40.4	33.4	32.7	35.8		
74.7	73.1	73.9	73.1	74.7	66.9	36.6	28.0	24.9	24.1	28.8		
42.8	42.8	43.6	42.0	42.8	41.2	25.7	17.9	16.3	15.6	21.0		
10.1	10.1	7.8	7.0	7.8	10.9	7.0	5.4	4.7	3.9	7.0		
0.0	0.0	0.0	0.0	0.0	0.0	0.0	0.0	0.0	0.0	0.0		
0.0	0.0	0.0	0.0	0.0	0.0	0.0	0.0	0.0	0.0	0.0		
0.0	0.0	0.0	0.0	0.0	0.0	0.0	0.0	0.0	0.0	0.0		
0.0	0.0	0.0	0.0	0.0	0.0	0.0	0.0	0.0	0.0	0.0		
0.0	0.0	0.0	0.0	0.0	0.0	0.0	0.0	0.0	0.0	0.0		
0.0	0.0	0.0	0.0	0.0	0.0	0.0	0.0	0.0	0.0	0.0		
0.0	0.0	0.0	0.0	0.0	0.0	0.0	0.0	0.0	0.0	0.0		
0.0	0.0	0.0	0.0	0.0	0.0	0.0	0.0	0.0	0.0	0.0		
0.0	0.0	0.0	0.0	0.0	0.0	0.0	0.0	0.0	0.0	0.0		

'226857  
 IST-AF-1000-LED-E1-SL2-7030

REPORT NUMBER: P226857  
 CATALOG NUMBER: IST-AF-10

**TION (continued):**

**CANDELA DISTRIBUTION (con**

87°	88°	89°	90°	95°	105°	115°	125°	135°	145°		155°	165°
0.0	0.0	0.0	0.0	0.0	0.0	0.0	0.0	0.0	0.0	0°	1089.8	1089.8
0.0	0.0	0.0	0.0	0.0	0.0	0.0	0.0	0.0	0.0	2.5°	1082.0	1076.6
0.0	0.0	0.0	0.0	0.0	0.0	0.0	0.0	0.0	0.0	5°	1020.6	1005.8
0.0	0.0	0.0	0.0	0.0	0.0	0.0	0.0	0.0	0.0	7.5°	931.9	914.8
0.0	0.0	0.0	0.0	0.0	0.0	0.0	0.0	0.0	0.0	10°	830.8	805.1
0.0	0.0	0.0	0.0	0.0	0.0	0.0	0.0	0.0	0.0	12.5°	701.6	651.1
0.0	0.0	0.0	0.0	0.0	0.0	0.0	0.0	0.0	0.0	15°	552.3	484.6
0.0	0.0	0.0	0.0	0.0	0.0	0.0	0.0	0.0	0.0	17.5°	380.4	325.9
0.0	0.0	0.0	0.0	0.0	0.0	0.0	0.0	0.0	0.0	20°	266.8	246.6
0.0	0.0	0.0	0.0	0.0	0.0	0.0	0.0	0.0	0.0	22.5°	206.1	206.9
0.0	0.0	0.0	0.0	0.0	0.0	0.0	0.0	0.0	0.0	25°	171.1	178.9
0.0	0.0	0.0	0.0	0.0	0.0	0.0	0.0	0.0	0.0	27.5°	150.9	158.7
0.0	0.0	0.0	0.0	0.0	0.0	0.0	0.0	0.0	0.0	30°	138.5	145.5
0.0	0.0	0.0	0.0	0.0	0.0	0.0	0.0	0.0	0.0	32.5°	129.9	133.0
0.0	0.0	0.0	0.0	0.0	0.0	0.0	0.0	0.0	0.0	35°	119.8	121.3
0.0	0.0	0.0	0.0	0.0	0.0	0.0	0.0	0.0	0.0	37.5°	111.2	111.2
0.0	0.0	0.0	0.0	0.0	0.0	0.0	0.0	0.0	0.0	40°	103.5	102.7
0.0	0.0	0.0	0.0	0.0	0.0	0.0	0.0	0.0	0.0	42.5°	96.5	95.7
0.0	0.0	0.0	0.0	0.0	0.0	0.0	0.0	0.0	0.0	45°	89.5	90.2
0.0	0.0	0.0	0.0	0.0	0.0	0.0	0.0	0.0	0.0	47.5°	85.6	86.3
0.0	0.0	0.0	0.0	0.0	0.0	0.0	0.0	0.0	0.0	50°	81.7	82.5
0.0	0.0	0.0	0.0	0.0	0.0	0.0	0.0	0.0	0.0	52.5°	78.6	78.6
0.0	0.0	0.0	0.0	0.0	0.0	0.0	0.0	0.0	0.0	55°	75.5	74.7
0.0	0.0	0.0	0.0	0.0	0.0	0.0	0.0	0.0	0.0	57.5°	73.1	71.6
0.0	0.0	0.0	0.0	0.0	0.0	0.0	0.0	0.0	0.0	60°	70.8	69.2
0.0	0.0	0.0	0.0	0.0	0.0	0.0	0.0	0.0	0.0	62.5°	69.2	66.9
0.0	0.0	0.0	0.0	0.0	0.0	0.0	0.0	0.0	0.0	65°	67.7	66.1
0.0	0.0	0.0	0.0	0.0	0.0	0.0	0.0	0.0	0.0	66°	66.9	65.3
0.0	0.0	0.0	0.0	0.0	0.0	0.0	0.0	0.0	0.0	67.5°	66.1	64.6
										70°	63.0	61.5
										72.5°	58.3	57.6
										75°	53.7	52.1
										77.5°	47.5	46.7
										80°	40.4	39.7
										82.5°	34.2	32.7
										85°	27.2	25.7
										87.5°	18.7	17.1
										90°	4.7	5.4
										92.5°	0.0	0.0
										95°	0.0	0.0
										97.5°	0.0	0.0
										100°	0.0	0.0
										102.5°	0.0	0.0
										105°	0.0	0.0
										107.5°	0.0	0.0



REPORT NUMBER: P226857

CATALOG NUMBER: IST-AF-1000-LED-E1

00-LED-E1-SL2-7030

**tinued):**

175°	180°
1089.8	1089.8
1071.9	1078.9
1001.1	998.8
900.8	901.6
779.4	781.0
622.3	613.0
445.7	449.6
310.4	309.6
248.9	250.5
213.1	213.1
189.8	189.8
167.2	168.0
151.7	153.2
137.7	138.5
123.7	124.5
112.0	112.0
104.2	105.0
98.8	98.8
93.3	93.3
88.7	90.2
84.0	84.8
79.3	80.1
74.7	74.7
70.8	70.8
67.7	66.9
65.3	63.8
63.0	62.2
62.2	61.5
61.5	60.7
59.9	59.1
57.6	56.8
52.9	51.3
48.2	46.7
44.3	42.0
37.3	35.8
27.2	25.7
16.3	16.3
3.9	3.9
0.0	0.0
0.0	0.0
0.0	0.0
0.0	0.0
0.0	0.0
0.0	0.0
0.0	0.0
0.0	0.0
0.0	0.0

**CANDELA DISTRIBUTION (continued):**

	155°	165°	175°
110°	0.0	0.0	0.0
112.5°	0.0	0.0	0.0
115°	0.0	0.0	0.0
117.5°	0.0	0.0	0.0
120°	0.0	0.0	0.0
122.5°	0.0	0.0	0.0
125°	0.0	0.0	0.0
127.5°	0.0	0.0	0.0
130°	0.0	0.0	0.0
132.5°	0.0	0.0	0.0
135°	0.0	0.0	0.0
137.5°	0.0	0.0	0.0
140°	0.0	0.0	0.0
142.5°	0.0	0.0	0.0
145°	0.0	0.0	0.0
147.5°	0.0	0.0	0.0
150°	0.0	0.0	0.0
152.5°	0.0	0.0	0.0
155°	0.0	0.0	0.0
157.5°	0.0	0.0	0.0
160°	0.0	0.0	0.0
162.5°	0.0	0.0	0.0
165°	0.0	0.0	0.0
167.5°	0.0	0.0	0.0
170°	0.0	0.0	0.0
172.5°	0.0	0.0	0.0
175°	0.0	0.0	0.0
177.5°	0.0	0.0	0.0
180°	0.0	0.0	0.0

